

LOGGERS

865 | 875E | 880E | 890E



PURPOSE-BUILT FOR EFFICIENCY, PRODUCTIVITY, SAFETY, AND OPERATOR COMFORT.

Tigercat[®]
Tough • Reliable • Productive

THE LOGGER LINE-UP

865

The 865 is a highly versatile forestry carrier. It has multiple loader configurations with boom options to accommodate various grapple styles with or without a live heel. In addition, the machine can be configured for roadside processing.



875E

The 875E logger can be configured for loading or processing. It can be equipped as a loader with various power clam, butt-n-top, pulpwood, live heel and log grapple options. As a processor, the 875E is capable of running large harvesting heads in demanding roadside processing duty cycles.



880E

The 880E is a multi-purpose carrier. It can be configured as a loader with various power clam and butt-n-top grapple options. Equipped with a live heel boom system, the 880E is a highly capable shovel logger. It can also be configured as a high capacity processor.



890E

The 890E logger is a purpose-built forestry swing machine – the largest in the Tigercat range, and a true west coast machine. It can be configured as a loader, a shovel logger or a high capacity processor.



TELEMATICS SOLUTIONS

REDUCE DOWNTIME AND TROUBLE SHOOT ISSUES FASTER AND SMARTER.



Remote
LOG

LOGONTM

RemoteLog delivers a real-time, satellite-based connection to a machine, a crew, or multiple crews. Access timeline and production data for each machine, monitor machine health, and receive critical diagnostic messages as they occur. Even in remote areas, satellite text messaging keeps communication open. RemoteLog enables complete off-site fleet management, wherever your operations take you.

LogOn provides onsite access to production and service information. Using a mobile device and a secure Wi-Fi hotspot, users can quickly access and transfer detailed machine data, including production and machine health metrics. At the worksite, satellite text messaging maintains communication with head office or your dealer. Advanced diagnostic tools give you the ability to look up fault codes and take informed action to diagnose and repair.

PURPOSE-BUILT

OPERATOR'S STATION





SPACIOUS, REAR ENTRY CAB

The rear entry cab is large, comfortable and easy to access.

The operator is positioned up high with a commanding view of the work area and excellent sightlines in all directions.


For the operator

- ▶ Hooked boom geometry and forward cab positioning provide unmatched right side visibility
- ▶ Full-length front window and additional floor windows provide clear view to the track tips
- ▶ Wider, fully adjustable air ride seat with integrated heating and ventilation
- ▶ Slide-up adjustable armrests for added comfort
- ▶ Reclining seat with adjustable lumbar support
- ▶ Comfortable four-point harness for improved safety
- ▶ Optimally positioned controls
- ▶ Large touchscreen display for machine monitoring and function adjustment
- ▶ Auxiliary input port, Bluetooth® audio, hands-free calling, and Sirius ready (North America only)
- ▶ rearVIEW camera equipped
- ▶ Anti-slip steps with railing all the way up for safe walk-up access, even in winter conditions
- ▶ Key fob to remotely turn on interior and exterior cab lights (875E, 880E, 890E only)


PURPOSE-BUILT

SERVICE ACCESS

- ▶ A power operated roof enclosure opens to a neat, clean component layout. The thoughtful arrangement allows for optimal cooling airflow and full access to all service points with room to work. (875E, 880E, 890E)



ROOM TO BREATHE AND ROOM TO WORK



- ▶ A large side enclosure door with service platform provides easy access to hydraulic components and filters. (865)



- ▶ A rear door through the counterweight provides full access to the back of the engine. (865)



FROM TOP TO BOTTOM

ENGINE, BOOM SYSTEM AND UNDERCARRIAGE


Tigercat's efficient hydraulic systems enhance overall performance and productivity.

- ▶ Closed loop swing drive feeds power back to the engine when swing decelerates, reducing fuel consumption and recovering energy for other machine functions (875E, 880E, 890E only).



Hooked main boom profile and cab-forward design enhances right side visibility.

The log grapple configuration is available with or without a live heel.



Variety of grapple styles including pulpwood, power clam (PC08/PC10/PC12) and butt-n-top grapples (BT08/BT10).

The processing configuration can accommodate the following attachment weights:

- ▶ 865: 3 400 kg (7,500 lb)
- ▶ 875E: 3 700 kg (8,150 lb)
- ▶ 880E: 4 390 kg (9,650 lb)
- ▶ 890E: 4 910 kg (10,800 lb)





TIGERCAT**POWER.**
TIGERCAT**SUPPORT.**[™]

TIGERCAT FPT ENGINE TECHNOLOGY

Tigercat FPT engines offer quick load response, low operating costs and high power density, combined with excellent fuel economy.

The Tigercat FPT engine series is fully supported by Tigercat, including all parts, service, warranty and technical support.

Stable base of operations. Tigercat logger undercarriages have long track frames and a wide stance for high stability and operator comfort when lifting heavy loads and working at extended reach.



ROBUST, FOREST DUTY UNDERCARRIAGES



MULTI-PURPOSE

LOADING | SHOVEL LOGGING | PROCESSING

**Durable swing machines for the deck or the cut block.
Purpose-built to eliminate the design compromises
found in excavator conversions.**

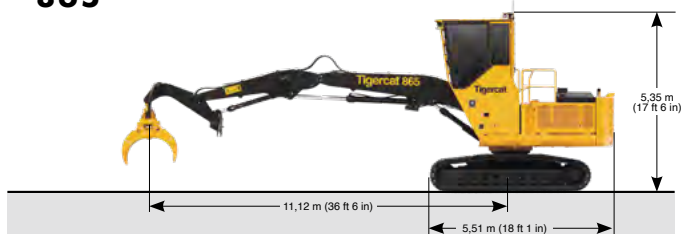




GET TO KNOW THEM

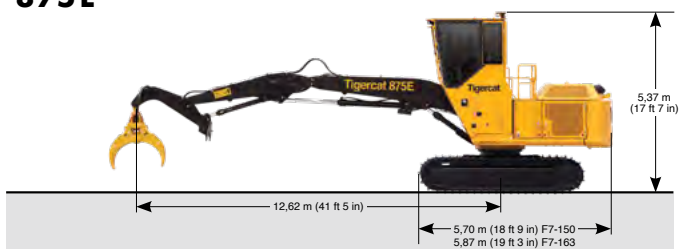


865




Scan the QR code then click 'SPECS' for a full list of machine specifications for the 865 logger.

875E




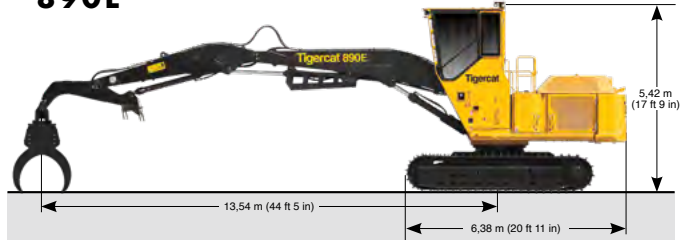
Scan the QR code then click 'SPECS' for a full list of machine specifications for the 875E logger.

880E



Scan the QR code then click 'SPECS' for a full list of machine specifications for the 880E logger.

890E



Scan the QR code then click 'SPECS' for a full list of machine specifications for the 890E logger.

Download the Tigercat App to access the most current machine specifications for all Tigercat machine models.

EMAIL	comments@tigercat.com
PHONE	519.753.2000
WEBSITE	www.tigercat.com
ADDRESS	54 Morton Ave. East, Brantford, Ontario Canada, N3R 7J7
MAIL	Box 637 N3T 5P9