

# GRAPPLES

LG4053 | LG5057 | BG13 | SC08 | PC08 | PC10 | PC12 | BT08 | BT10

TIGERCAT LOADING AND SHOVEL LOGGING GRAPPLES



TO MATCH THE PERFORMANCE AND PRODUCTIVITY OF TIGERCAT CARRIERS.

**Tigercat**<sup>®</sup>  
Tough • Reliable • Productive

## LG4053

### A DURABLE FIELD-PROVEN LOADER GRAPPLE.

The LG4053 loader grapple has been the standard for the 200-series loaders for many years. Durable design with large diameter pins and thick wall bushings. Well suited to handling large diameter logs, both short wood and tree-length.

#### Key benefits:

- ▶ Rounded tong profile. Optimized to allow the logs to easily roll into the grapple
- ▶ Durable, field proven rotator assembly
- ▶ Straight tongs with larger surface contact area to suit application or operator preference
- ▶ Excellent performance in a variety of tree-length and short wood applications



## LG5057

### A SIMPLE AND RELIABLE TREE-LENGTH GRAPPLE.

The LG5057 loader grapple is field proven. Durable design with well protected cylinders and large diameter pins. Well suited to heavy lifting and high duty cycle pull-through delimiting applications.

#### Key benefits:

- ▶ Tapered tongs. Easy pick from the log pile
- ▶ Rounded tong profile. Optimized to allow the logs to easily roll into the grapple
- ▶ Cylinder guards protect the rods from truck stakes and other hazards
- ▶ Durable field-proven rotator assembly



# GRAPPLE SAW

## THE LG4053 AND LG5057 GRAPPLES ARE AVAILABLE WITH AN OPTIONAL GRAPPLE SAW.


### Key benefits:

- ▶ Heavy duty housing with integrated bar oil tank
- ▶ Clean hose routing fully protected by covers and through-tip boom design
- ▶ Simple and efficient hydraulic setup with only three adjustments on a single control manifold
  - ▶ Saw cut pressure
  - ▶ Saw cut feed speed
  - ▶ Chain tension
- ▶ Dedicated hose for saw retract; no hydraulic or air accumulator needed



### Key Specifications

MOTOR DISPLACEMENT:	40 cc
WEIGHT:	360 kg (790 lb)
STANDARD BAR LENGTH:	1 145 mm (45 in)
CHAIN:	(19 mm) 0.75 in pitch 11H
RECOMMENDED PRESSURE:	240 bar (3,500 psi)
RECOMMENDED FLOW:	208 L/min (55 gpm)



## BG 13

### A LARGE CAPACITY BUNCHING GRAPPLE SUITED TO HIGH PRODUCTION SHOVEL LOGGING.

The BG 13 is a simple, durable, high capacity grapple specialized for steep slope harvesting applications. Matched to Tigercat LS857 and LSX877 series shovel loggers, the BG13 provides an end-to-end Tigercat solution.

#### Key benefits:

- ▶ Wide tip-to-tip opening allows the operator to gather scattered bunches more quickly
- ▶ Well protected boom hoses. Routed over the boom and under the connecting pin
- ▶ Durable, well-proven rotate motor and manifold
- ▶ Available with plate or box tongs



# SC08

## A DURABLE AND VERSATILE GRAPPLE FOR SHOVEL LOGGING APPLICATIONS.

The SC08 shovel clam grapple is matched to Tigercat LS857 and LSX877 series shovel loggers for an end-to-end Tigercat package. The jaw profile easily rolls the logs into a tight bunch for increased control and productivity in demanding, high volume shovel logging applications.

### Key benefits:

- ▶ Box-style jaws fabricated from high strength steel. Fatigue resistant welded construction
- ▶ Replaceable weld-on tine tips made from abrasion resistant steel
- ▶ Well protected boom hoses. Routed over the boom and under the connecting pin
- ▶ Powerful slew. Piston motor coupled with a two-stage planetary gearbox provides ample speed, torque and positive control of the logs




## PC08/PC10/PC12

### AN END-TO-END LOADING SOLUTION FOR THE 875 AND 880 SERIES LOGGERS.

With an emphasis on performance and long-term durability, the PC grapple series is a reliable, easily serviced power clam grapple that provides exceptional control.

#### Key benefits:

- ▶ Durable box-style jaws fabricated from high strength steel
- ▶ Replaceable weld-on tine tips made from abrasion resistant steel
- ▶ Optimized jaw profile rolls the logs into the grapple to quickly achieve a full load
- ▶ Jaws close down to grip a 150 mm (6 in) diameter stem
- ▶ Excellent cylinder and hose guarding
- ▶ Optional powered outrigger with 45-degree sweep. Exceptional control of various sized trees



# BT08/BT10

## EXCELLENT STEM CONTROL FOR TREE-LENGTH LOADING APPLICATIONS.

The BT08/BT10 butt-n-top grapples are designed for use on Tigercat 875 and 880 series loggers. The heavy-duty jaws and large outriggers make the BT08 ideal for controlling and loading heavy, large diameter and long-length timber.

### Key benefits:

- ▶ Box-style jaws fabricated from high strength steel. Fatigue resistant welded construction
- ▶ Replaceable weld-on tine tips made from abrasion resistant steel
- ▶ Powerful slew. Piston motor couples with a two-stage planetary gearbox provides ample speed and torque
- ▶ Well protected boom hoses. Routed over the boom and under the connecting pin



**LOADER GRAPPLES**

**LG4053**



**CAPACITY:** 0,31 m<sup>2</sup> (3.37 ft<sup>2</sup>)  
**WEIGHT:** 875 kg (1,925 lb)  
**MAXIMUM OPENING:** 1 460 mm (57.5 in)



Scan the QR code then click 'SPECS' for a full list of machine specifications for the LG4053 loader grapple.

**LG5057**



**CAPACITY:** 0,34 m<sup>2</sup> (3.63 ft<sup>2</sup>)  
**WEIGHT:** 890 kg (1,965 lb)  
**MAXIMUM OPENING:** 1 435 mm (57 in)



Scan the QR code then click 'SPECS' for a full list of machine specifications for the LG5057 loader grapple.



## SHOVEL LOGGER GRAPPLES



BG 13

**CAPACITY:** 1,21 m<sup>2</sup> (13 ft<sup>2</sup>)  
**WEIGHT:** 1 230 kg (2,700 lb)  
**MAXIMUM OPENING:** 3 300 mm (130 in)



Scan the QR code then click 'SPECS' for a full list of machine specifications for the BG 13 shovel logger bunching grapple.



SC08

**CAPACITY:** 0,7 m<sup>2</sup> (8 ft<sup>2</sup>)  
**WEIGHT:** 2 540 kg (5,600 lb)  
**MAXIMUM OPENING:** 2 360 mm (93 in)



Scan the QR code then click 'SPECS' for a full list of machine specifications for the SC08 shovel clam grapple.




**LOGGER GRAPPLES**

**PC08**



**CAPACITY:** 0,7 m<sup>2</sup> (8 ft<sup>2</sup>)  
**WEIGHT:** 2 705 kg (5,965 lb)  
**MAXIMUM OPENING:** 2 310 mm (91 in)



Scan the QR code then click 'SPECS' for a full list of machine specifications for the PC08 power clam grapple.

**PC10**



**CAPACITY:** 0,9 m<sup>2</sup> (10 ft<sup>2</sup>)  
**WEIGHT:** 2 780 kg (6,130 lb)  
**MAXIMUM OPENING:** 2 310 mm (91 in)



Scan the QR code then click 'SPECS' for a full list of machine specifications for the PC10 power clam grapple.



# PC 12



**CAPACITY:** 1,1 m<sup>2</sup> (12 ft<sup>2</sup>)  
**WEIGHT:** 2 835 kg (6,550 lb)  
**MAXIMUM OPENING:** 2 465 mm (97 in)



Scan the QR code then click 'SPECS' for a full list of machine specifications for the PC 12 power clam grapple.

# BT08/BT10



	<b>BT08</b>	<b>BT10</b>
<b>CAPACITY:</b>	0,7 m <sup>2</sup> (8 ft <sup>2</sup> )	0,94 m <sup>2</sup> (10 ft <sup>2</sup> )
<b>WEIGHT:</b>	2 560 kg (5,645 lb)	2 595 kg (5,720 lb)
<b>MAXIMUM OPENING:</b>	1 830 mm (77 in)	1 830 mm (77 in)



Scan the QR code then click 'SPECS' for a full list of machine specifications for the BT08 butt-n-top grapple.



Scan the QR code then click 'SPECS' for a full list of machine specifications for the BT10 butt-n-top grapple.





## AN END-TO-END TIGERCAT SOLUTION

Heavy duty Tigercat grapples designed and built to match the durability and performance of Tigercat carriers.  
All Tigercat grapples are made with high quality steel and heavy duty components to withstand the harshest forestry environments.

### GRAPPLES

	LG4053	LG5057	BG13	SC08	PC08/10/12	BT08/BT10
<b>234</b>	●	●				
<b>250</b>	●	●				
<b>2160</b>	●	●				
<b>S857</b>				●		
<b>LS855</b>			●	●		
<b>LSX877</b>			●	●		
<b>865</b>	●	●			● PC08 ONLY	●
<b>875</b>					●	●
<b>880</b>					●	●

CARRIERS

Download the Tigercat App or visit [tigercat.com](http://tigercat.com) to access the most current machine specifications for all Tigercat and TCi machine models.

<b>EMAIL</b>	comments@tigercat.com
<b>PHONE</b>	519.753.2000
<b>WEBSITE</b>	www.tigercat.com
<b>ADDRESS</b>	54 Morton Ave. East, Brantford, Ontario Canada, N3R 7J7
<b>MAIL</b>	Box 637 N3T 5P9

© 2001 - 2026 Tigercat International Inc. All Rights Reserved. TIGERCAT, WIDERANGE, TURNAROUND, ER, EHS, LOW-WIDE, TEC, REMOTELOG, LOGON, TCI and their respective logos, TOUGH RELIABLE PRODUCTIVE, TIGERCAT TV, "Tigercat Orange" and BETWEEN THE BRANCHES, as well as corporate and product identity, are trademarks of Tigercat International Inc., and may not be used without permission. TIGERCAT, TCI, TURNAROUND, WIDERANGE, EHS, LOW WIDE, ER and REMOTELOG, and their respective logos are registered trademarks of Tigercat International Inc.